




**AIR - COOLED
WATER CHILLERS WITH AXIAL FANS
FROM 90 KW TO 320 KW
VEGA R**





Air Conditioners

VEGA R

**AIR COOLED WATER CHILLER
FROM 90 KW TO 320 KW**



General Features

Air-cooled water chiller units for outdoor installation, with axial fans. They are projected to obtain a noiseless, efficient operation and reliable working, easy to install and of reduced maintenance. All the units are completely factory tested before dispatch.

Technical Features

- **Frame:** Self-supporting galvanized steel frame protected with polyester powder painting RAL 7037PB. Steel screws and bolts. The compressor is situated in a sound proof vane and separated from the air box.
- **Compressors:** three phase tandem scroll type, equipped with internal thermo protection and crankcase heater, situated in a sound proof box.
- **Fans:** axial type, directly coupled to the electric motor, single phase, 6 poles, IP 54 protection, provided by inner thermal protection. The fans are fitted with a safety guard on discharge air flow.
- **Air side heating exchanger:** it consists of an aluminum finned coil and copper tubes.
- **Water side heating exchanger:** stainless steel AISI 316 brazed-welded plates exchanger with external insulation.
- **Refrigerant circuit:** made of pickled copper, it includes lamination devices, dehydrator filter, high and low pressure switches, sight glass and humidity indicator, service connections, liquid line shut off faucet and solenoid valve, security valve.
- **Electrical board:** it includes automatic main circuit breaker with door safety interlock, automatic control circuit breaker, compressor and fan contactor, and terminal board for the unit-microprocessor interface. All wires and clamps are numbered according to standard EN60204.
- **Microprocessor:** it controls automatically the regulation of the water temperature, the compressor timing, and the alarms. It visualizes on the display the running condition of the unit, the inlet temperature of the device, and the alarms' code.
- **Other features:** water side differential pressure switch, relief valve, hydraulic optional kit includes also circulation pump, water tank, expansion tank, safety valve and discharge valve.

AIR COOLED WATER CHILLERS

ORION VR MC

ORION VR HT

ORION R MC

VEGA

TAURUS

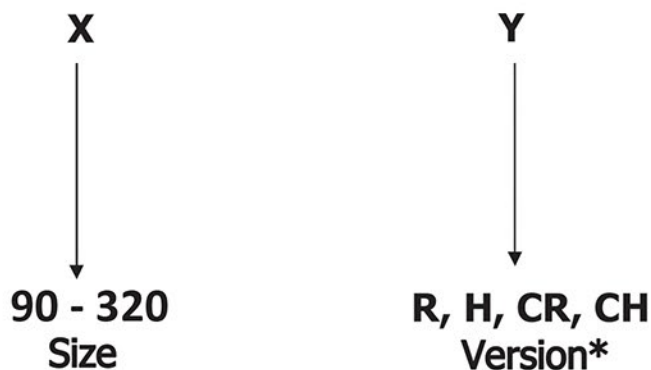
DRACO

ATMOS

SIAL

Model Number Nomenclature

VEGA



*

Only cooling

Heat pump

Only cooling with radial fan

Heat pump with radial fan

R

H

CR

CH

Main components

Compressor: scroll high efficiency 3-phase compressor. For low noise working.



Fan: axial fan type provided with nozzle and protection grill. It allows an optimal air flow through the finned coil with minimal noise level and power consumption.



Water-cooler exchanger: plates and shell & tubes type. Suitable for modern refrigerants. For high efficiency and reliability.



Air-cooler exchanger: finned coil directly designed by Frost Italy. Allows the maximum efficiency with minimal amount of space.



Microprocessor: it controls all device functions.



Thermostatic expansion valve: it laminates the condensed refrigerant.



Pressure differential switch water side: it works as flow control, it operate when the flow water reach the minimum level.



Accessories

Compressors soft starters: enables the gradual start of compressors by limiting the initial starting current.

Control system and remote assistance: it allows the assistance and the unit control by means of web browser. Web server remote connection through corporate network. In case of alarm an alert can be sent via SMS or e-mail. For simultaneous control till 6 or 18 units.



Capacitor bank for compressor: the tools brings the consumption of the unit to $\cos\phi=0,95$ by decreasing the absorbed reactive power

Refrigerant gauges: installed on the unit, they show the operative pressures of the cooling circuit on high and low pressure side.



Electronic expansion valve: for the condensed refrigerant rolling. In comparison with the thermostatic valve it enables fast response time according to the load variation by enhancing the unit performances.



Compressor faucet valves: they isolate the compressors from the cooling circuit by enhancing the maintenance operations.



Operating kit up to -25°C external air temperature: it allows to the chiller to operate with low external temperatures increasing the working limits.



De-superheaters: permits to recover till 25% of condensing heating for other purposes.



Total heat recovery: heat exchanger that allows the condensation heat recovery for others uses.



Liquid receiver: permits the correct refrigerant supply to the thermal expansion valve during external temperature variations.

Accessories

Pump kit: it gives to the water the pressure head necessary to pass through the hydraulic circuit and reach the terminals.



Complete Hydraulic kit

Pump: it gives to the water the pressure head necessary to pass through the hydraulic circuit and reach the terminals. **Tank:** made in high-quality carbon steel, insulated with injected rigid polyurethane with low thermal conductivity to minimize dispersions.



Expansion vessel: absorbs liquid volume variations caused by working temperature variations. In epoxy powder coated steel, long-lasting duration with steady membrane made in SBR rubber.



Inlet water filter: retains impurities of the water circuit which can damage the pumping unit and the exchanger.



Flow switch: mounted on the exit of the exchanger (user side) detects the water flow lack by an alarm to the control system.



Metallic grill: finned coil metal grill for accidental impacts protection.



Special treatment: In case the units are to be located near the seaside or in aggressive environment we recommend to protect the exchanger with suitable anti-corrosion treatments:

- Copper finned coils cu/cu
- Treated finned coils

Fans speed control: the phase cut speed controller adjusts the air flow in order to optimize the condensation (or heat pump evaporation); the device reduces the absorbed power and the noise during partial loads.



EC fans: With BLDC brushless motor, with internal protection and fan speed control integrated. Internal electrical insulated with protection class I, IP 54, according to norm EN 61800-5-1. The impellers are housed in aerodynamically shaped enclosures to increase the efficiency and decrease the noise level, complete with fan guards.

Noiseless version: with Flow grid tool, patented by EBMpapst. it reduces the fan noise of about 3 dB(A) depending on the type of installation.



Super Low noise version: it includes the noiseless versions tools plus an implemented condensing coil and compressors insulation with soundproofing material.



Rubber anti-vibration dampers: they reduce the vibrations transmission produced by the device.



Spring anti-vibration dampers: they are more effective than rubber dampers, reduce the vibrations transmission produced by the device.



**AIR
COOLED
WATER
CHILLERS**

ORION VR
MC

ORION VR
HT

ORION R
MC

VEGA

TAURUS

DRACO

ATMOS

SIAL

Technical Features

Model		90	110	130	160
Cooling Capacity	kW	90,0	102,0	125,2	160,0
EER		2,89	2,75	3,03	3,18
N° compressors / circuits		4/2	4/2	4/2	4/2
N° capacity steps		4	4	4	4
Compressors type		Scroll			
Refrigerant type		R410A			
N° fans		3	3	3	3
Fans flow rate	m ³ /h	28.000	40.000	40.000	38.000
Flow water	m ³ /h	15,46	17,52	21,47	27,48
Water pressure drop	kPa	44	39	43	48
Nominal absorbed power	kW	31,1	37,1	41,3	50,3
Nominal absorbed current	A	61	67	76	93
Maximum peak current	A	145	150	200	215
Electrical supply	V/Hz/Ph	400/50/3+N+PE			
Shipping weight	kg	810	980	980	1180
Operating weight	kg	1110	1280	1280	1480
Sound Pressure Level ⁽¹⁾	dB(A)	56	56	56	58

Technical Features

Model		200	220	250	320
Cooling Capacity	kW	202,4	221,6	251,6	320,0
EER		3,18	3,26	2,94	3,17
N° compressors / circuits		4/2	2/2	4/2	4/2
N° capacity steps		4	2	4	4
Compressors type		Scroll			
Refrigerant type		R410A			
N° fans		3	3	3	3
Fans flow rate	m ³ /h	58.000	63.000	63.000	78.000
Flow water	m ³ /h	34,40	37,84	43,28	54,93
Water pressure drop	kPa	45,0	55,0	55,0	49
Nominal absorbed power	kW	63,69	67,90	85,50	100,8
Nominal absorbed current	A	119,18	122,60	150,1	186,9
Maximum peak current	A	310,0	378,0	469,0	760,0
Electrical supply	V/Hz/Ph	400/50/3+N+PE			
Shipping weight	kg	1.670	1.730	1.930	2.150
Operating weight	kg	1.740	1.800	2.000	2.280
Sound Pressure Level ⁽¹⁾	dB(A)	59	59	59	63

References Conditions

Nominal conditions:
 Air ambient temperature T=35°C
 Water temperature T=12/7°C

(1) Full sound pressure level measured at 10m from the unit in free field (ISO3744)

Operation Limits	Cooling		
		Min	Max
*Inlet water temperature	(°C)	9	23
Outlet water temperature	(°C)	4	18
Ambient air temperature	(°C)	5	40
Ambient air temperature with kit -25°C	(°C)	-25	40
* Without ethylene glycol			

Fouling Factor Correction

Unit performances reported in the table are given for the condition of clean exchanger (fouling factor=0). For different fouling factors values, unit performances should be corrected with the correction factors shown above.

Evaporator fouling factors (m ² °C/W)	F1	F2
0 (Clean evaporator)	1	1
0.44 x 10 ⁻⁴	0,98	0,99
0.88 x 10 ⁻⁴	0,96	0,99
1.76 x 10 ⁻⁴	0,93	0,98
F1 = capacity correction factors F2 = compressor power input correction factors		

Ethylene glycol percent by weight (%)	10	20	30	40	50
Freezing point	-3.6	-8.7	-15.3	-23.5	-35.5
Cooling capacity corr. Factor	0,986	0,980	0,973	0,966	0,960
Power input corr. Factor	1,000	0,995	0,990	0,985	0,975
Mixture flow corr. Factor	1,023	1,054	1,092	1,140	1,200
Pressure drop corr. Factor	1,061	1,114	1,190	1,244	1,310

**AIR
COOLED
WATER
CHILLERS**

ORION VR
MC

ORION VR
HT

ORION R
MC

VEGA

TAURUS

DRACO

ATMOS

SIAL

ELEVATION CORRECTION FACTOR CHILLER AIR TO WATER

ELEVATION [m]	COOLING CAPACITY CORRECTION FACTOR	ELECTRIC POWER CORRECTION FACTOR
0	1	1
600	0,987	1,010
1.200	0,973	1,020
1.800	0,958	1,030
2.400	0,943	1,040

Cooling Performances											
Model	ta	25		30		32		35		40	
	tu	Pf	Pa	Pf	Pa	Pf	Pa	Pf	Pa	Pf	Pa
VEGA 90	5	94,1	25,8	92,3	28,6	87,2	29,8	84,1	31,8	79,9	35,0
	6	97,5	25,8	94,5	28,6	90,2	29,8	86,8	31,8	82,6	35,0
	7	101,0	25,8	96,8	28,6	93,3	29,8	90,0	31,1	85,2	35,0
	8	104,4	25,8	97,2	28,6	96,4	29,8	92,9	31,4	88,3	35,0
	9	107,9	25,8	100,8	28,6	99,8	29,8	96,4	31,4	91,0	35,0
	10	111,7	25,8	105	28,6	103,3	29,8	99,8	31,4	94,5	35,0
VEGA 110	5	106,8	31,0	101,1	33,8	98,8	35,0	95,4	37,4	90,4	41,0
	6	110,6	31,0	104,5	33,8	102,2	35,0	98,8	37,4	93,5	41,4
	7	114,0	30,6	107,9	33,8	105,6	35,0	102,0	37,1	96,5	41,4
	8	118,2	30,6	111,7	33,8	109,4	35,0	105,6	37,4	99,9	41,4
	9	122,4	30,6	115,9	33,8	113,2	35,0	109,4	37,4	103,4	41,4
	10	126,9	30,6	119,7	33,8	117,0	35,0	113,2	37,4	106,8	41,4
VEGA 130	5	138,1	34,6	127,5	38,0	123,7	39,2	117,6	41,6	109,0	45,6
	6	143,0	34,6	132,2	38,0	128,2	39,4	122,3	41,6	113,1	45,8
	7	147,9	34,6	136,9	38,0	132,7	39,4	125,2	41,3	117,4	45,8
	8	153,0	34,6	141,8	38,0	137,6	39,6	131,4	41,6	121,7	45,8
	9	158,4	34,8	146,9	38,0	142,5	39,6	136,1	41,8	126,2	46,0
	10	163,9	34,6	152,1	38,0	147,4	39,6	140,9	41,8	130,7	46,0
VEGA 160	5	178,6	42,2	162,8	46,2	157,2	47,4	148,5	50,2	135,4	55,0
	6	184,9	42,2	169,1	46,2	163,2	47,8	154,4	50,6	141,0	55,4
	7	191,3	42,2	175,0	46,2	169,1	47,8	160,0	50,3	146,5	55,4
	8	198,0	42,2	181,4	46,2	175,4	48,2	166,3	50,6	152,5	55,4
	9	205,1	42,6	188,1	46,2	181,8	48,2	172,3	51,0	158,0	55,8
	10	212,3	42,6	194,8	46,6	188,1	48,2	178,6	51,0	163,9	55,8
VEGA 200	5	225,9	53,1	205,9	58,2	198,9	59,7	187,9	63,2	171,3	69,2
	6	233,9	53,1	213,9	58,2	206,4	60,2	195,3	63,7	178,4	69,7
	7	242,0	53,1	221,4	58,2	213,9	60,2	202,4	63,7	185,3	69,7
	8	250,5	53,1	229,5	58,2	221,9	60,7	210,4	63,7	192,9	69,7
	9	259,5	53,6	237,9	58,2	230,0	60,7	218,0	64,2	199,9	70,2
	10	268,6	53,6	246,4	58,7	237,9	60,7	225,9	64,2	207,3	70,2
VEGA 220	5	247,4	56,6	225,5	62,0	217,7	63,6	205,7	67,4	187,5	73,8
	6	256,1	56,6	234,2	62,0	226,0	64,1	213,8	67,9	195,3	74,3
	7	265,0	56,6	242,4	62,0	234,2	64,1	221,6	67,9	202,9	74,3
	8	274,2	56,6	251,2	62,0	242,9	64,7	230,3	67,9	211,2	74,3
	9	284,1	57,2	260,5	62,0	251,8	64,7	238,6	68,4	218,8	74,9
	10	294,0	57,2	269,8	62,5	260,5	64,7	247,4	68,4	227,0	74,9
VEGA 250	5	280,8	48,8	256,0	53,4	247,2	54,8	233,5	58,0	212,9	63,6
	6	290,8	48,8	265,9	53,4	256,6	55,3	242,8	58,5	221,7	64,0
	7	300,8	48,8	275,2	53,4	265,9	55,3	251,6	58,5	230,4	64,0
	8	311,4	48,8	285,3	53,4	275,8	55,7	261,5	58,5	239,8	64,0
	9	322,5	49,3	295,8	53,4	285,9	55,7	270,9	59,0	248,5	64,5
	10	333,8	49,3	306,3	53,9	295,8	55,7	280,8	59,0	257,7	64,5
VEGA 320	5	357,2	87,7	325,6	96,0	314,4	98,5	297,0	104,3	270,8	114,2
	6	369,8	87,7	338,2	96,0	326,4	99,3	308,8	105,1	282,0	115,1
	7	382,6	87,7	350,0	96,0	338,2	99,3	320,0	100,8	293,0	115,1
	8	396,0	87,7	362,8	96,0	350,8	100,1	332,6	105,1	305,0	115,1
	9	410,2	88,5	376,2	96,0	363,6	100,1	344,6	105,9	316,0	115,9
	10	424,6	88,5	389,6	96,8	376,2	100,1	357,2	105,9	327,8	115,9

Inlet air condenser (dry bulb)	ta (°C)
Outlet water evaporator temperature	tu (°C)
Cooling capacity	Pf (kW)
Absorbed power	Pa (kW)
ΔT water	5°C

COMPLETE HYDRAULIC KIT

Mounted inside the frame permits space saving and easy installation, provided with:

Circulation pump: it gives to the water the pressure head necessary to pass through the hydraulic circuit and reach the terminals.

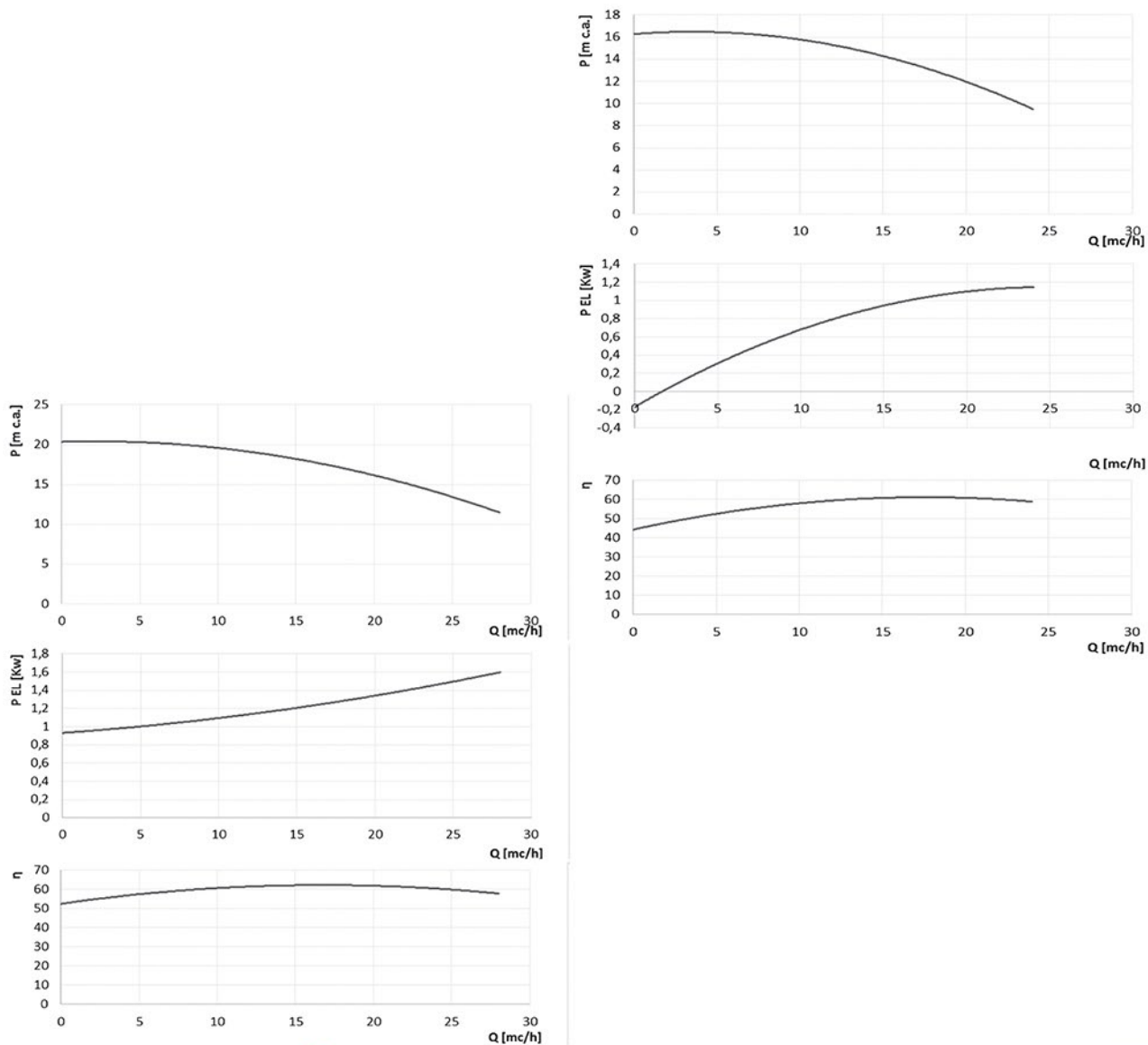
Air bleed valve: it permits to release the air in the plant to obtain optimal thermal exchange.

Safety valve: it avoids the working pressure exceeding over the set point.

Storage tank: it serves as thermal flywheel for the plant. Polyurethane insulation minimizes the heat losses.

PRESSURE HEAD PUMP GRAPHIC

Size 90 - 110



AIR
COOLED
WATER
CHILLERS

ORION VR
MC

ORION VR
HT

ORION R
MC

VEGA

TAURUS

DRACO

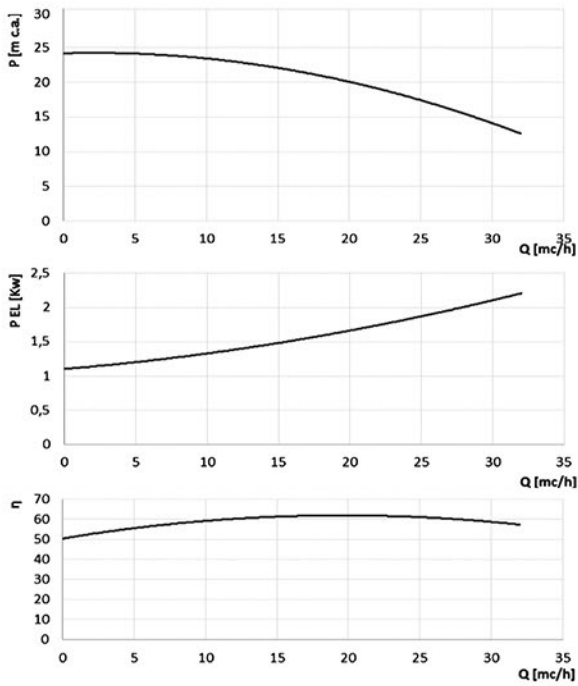
ATMOS

SIAL

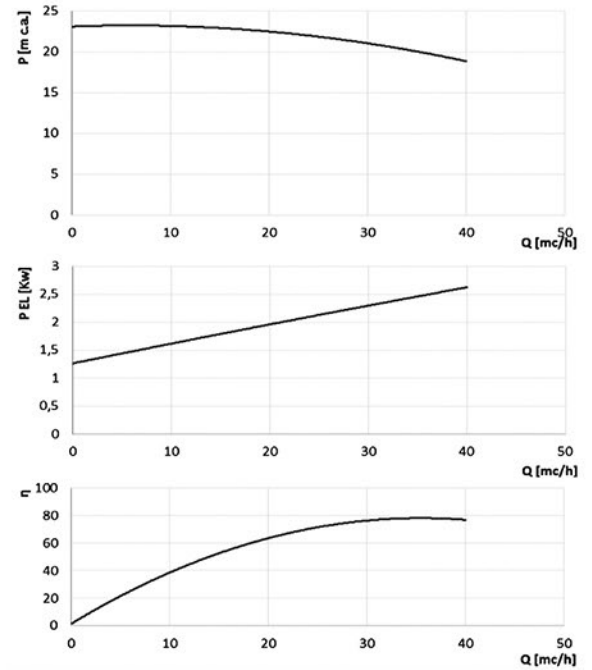
Size 130

PRESSURE HEAD PUMP GRAPHIC

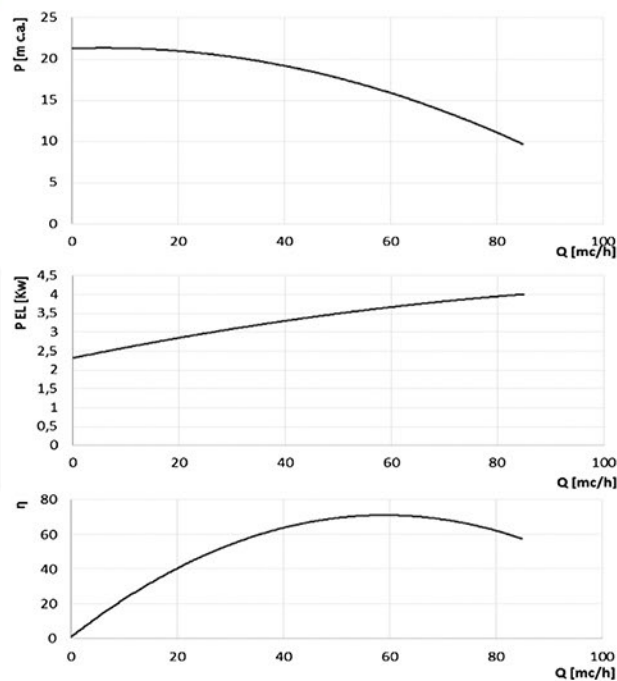
Size 160



Size 200 - 250



Size 320



Technical Features

Model		90	110	130	160
Nominal flow rate	m³/h	15,40	17,70	21,80	27,00
Nominal head	kPa	140	135	155	165
Net static pressure pump	kPa	96	96	112	117
Absorbed electrical power	kW	1,44	1,44	1,99	2,47
Nominal current	A	2,72	2,72	3,65	4,98
Power supply	V/Hz/ Ph	400/50/3+N+PE			
Storage volume	l	300	300	300	300
Expansion vessel	l	24	24	24	24
Safety valve	bar	3	3	3	3

Model		200	220	250	320
Nominal flow rate	m³/h	34,4	37,8	43,3	54,9
Nominal head	kPa	200	195	175	170
Net static pressure pump	kPa	155	140	120	115
Absorbed electrical power	kW	3	3	3	4
Nominal current	A	6,33	6,33	6,33	7,62
Power supply	V/Hz/ Ph	400/50/3+N+PE			
Storage volume	l	300	300	300	300
Expansion vessel	l	24	24	24	24
Safety valve	bar	3	3	3	3

AIR COOLED WATER CHILLERS

ORION VR MC

ORION VR HT

ORION R MC

VEGA

TAURUS

DRACO

ATMOS

SIAL

FREE COOLING KIT

Composed by a finned coil with cooper coil and aluminum fins, with servo-controlled 3-way valve. The controller regulates the valve position by supplying the Free Cooling coil when the climate conditions allow it. The water conditioning is cooled by the external air decreasing the use of the cooling circuit.

The Compressors start to partialize till to stop when the free cooling is active and when the water temperature coming from the FC coil is close to the set point.

In this case we got the complete free cooling and the water temperature control comes by means of continuous regulation of the fans rotation speed.

In order to optimize spaces, capacity and noise pollution, unit dimensions could be different by the standard model.

FLOWGRID SYSTEM

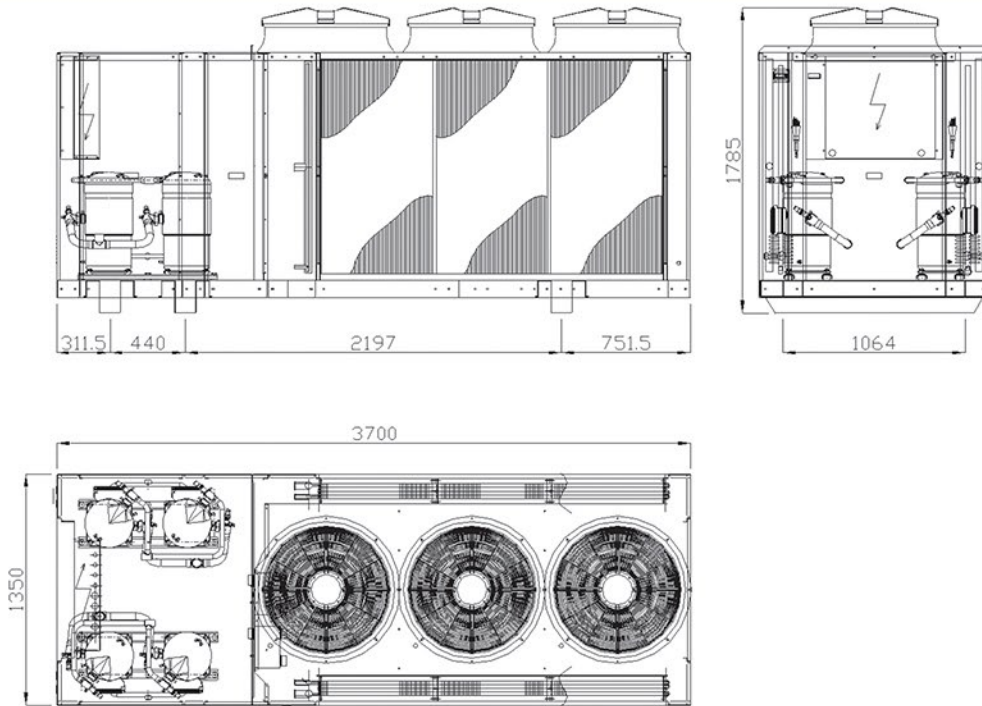
Flowgrid stands for efficient noise protection features in cooling, ventilation and air-conditioning technology. This offers a future-oriented solution for the problem of high-performance technology generating disturbing noise: Flowgrid for axial and centrifugal fans.

The grille on the air-inlet side drastically reduces the noise emissions and minimises disturbing low frequency tones. There are often problems wherever people and technology share space. The movement of air, for example, often goes hand in hand with noise. With Flowgrid, noise-generating disturbances in the fan inflow are a thing of the past.

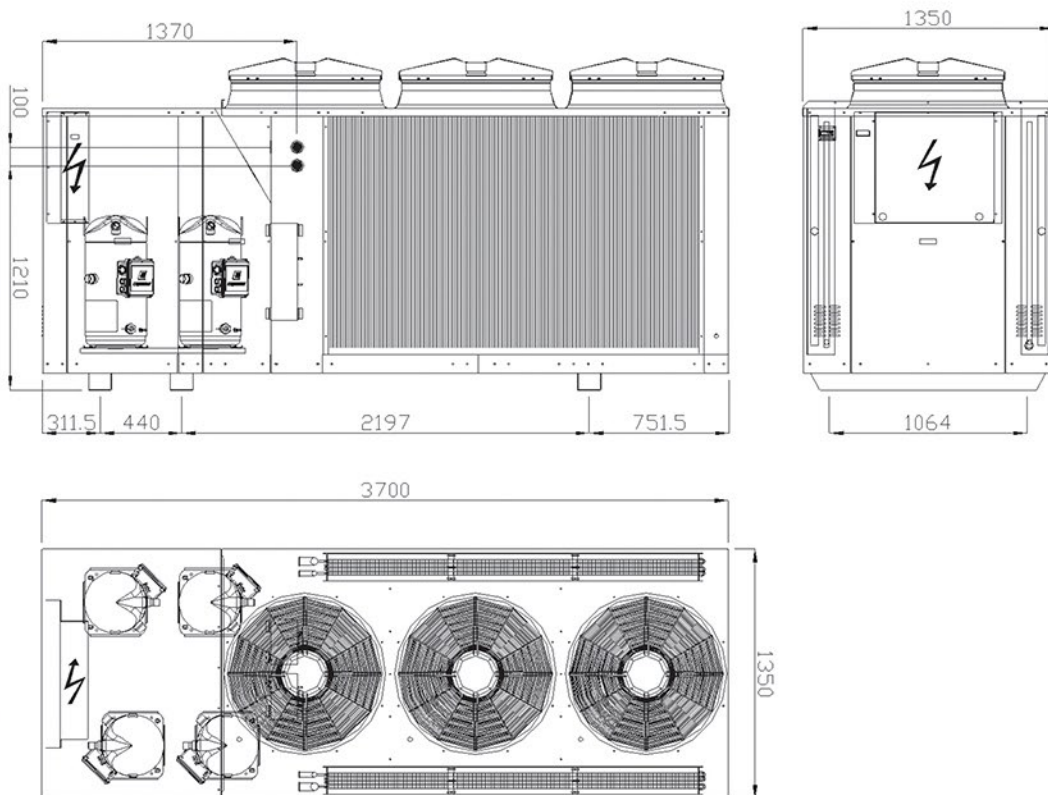
The scale of possible energy savings - or efficiency enhancement and noise reduction - that can be achieved by fitting an optimal diffuser such as the Axitop on a conventional heat exchanger is substantial. For example, exchanging a standard guard grille fan for an axial fan with support grille, guard grille and Axitop diffuser makes savings of up to 27% possible in energy consumption and at the same time up to 7.2 dB(A) less acoustic capacity.

DIMENSIONAL DRAWING

Size 90-160

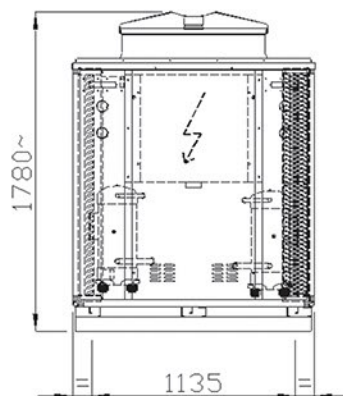
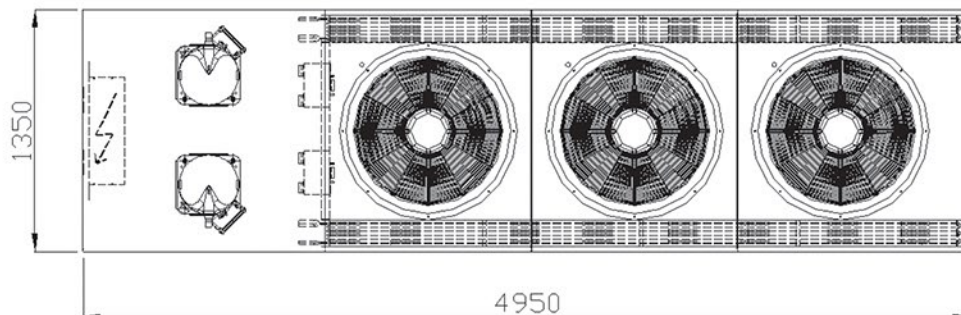
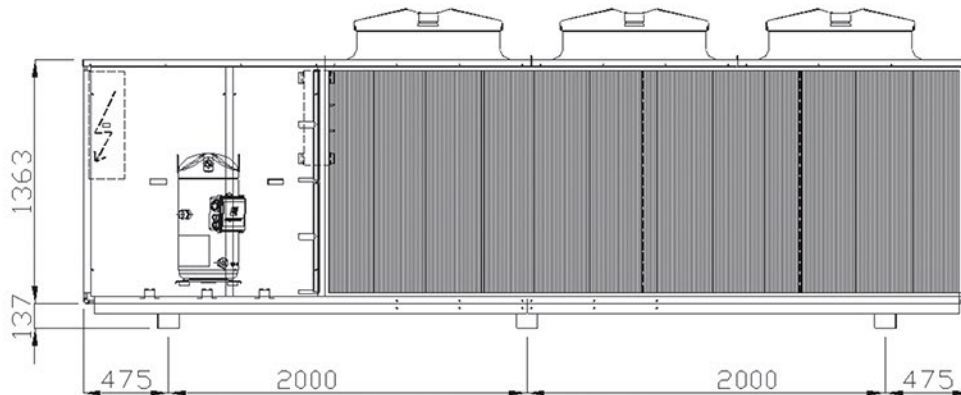


Size 200



DIMENSIONAL DRAWING

Size 220



**AIR
COOLED
WATER
CHILLERS**

ORION VR
MC

ORION VR
HT

ORION R
MC

VEGA

TAURUS

DRACO

ATMOS

SIAL